

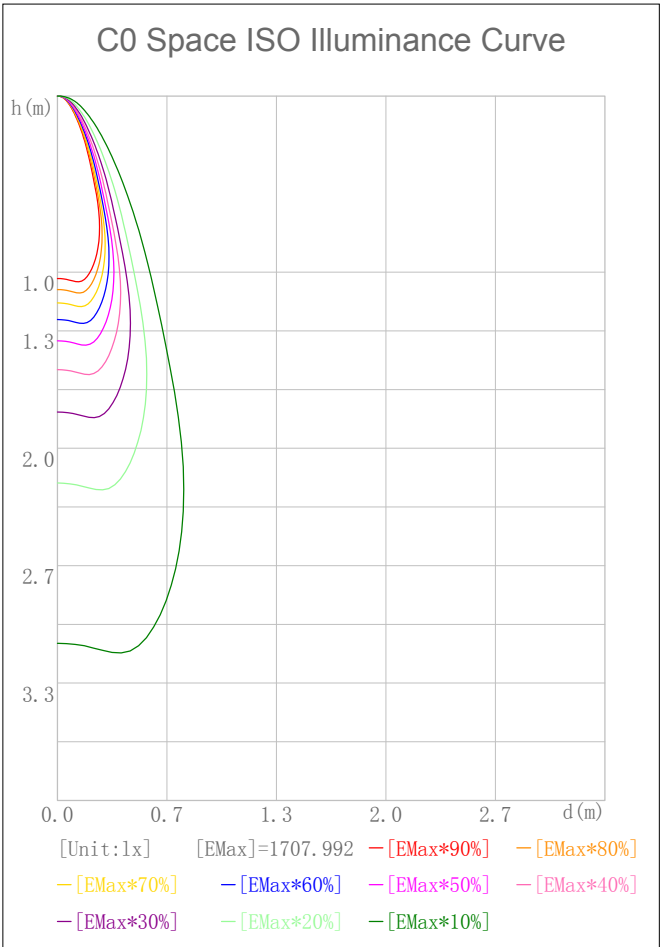
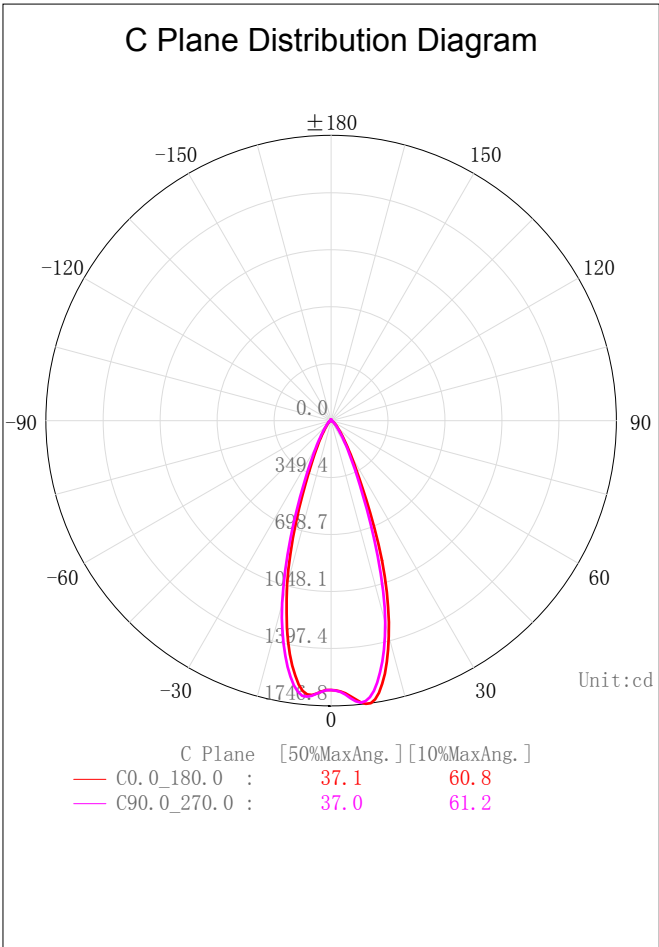
Indoor Luminaire Photometric Data

Description Information

Luminary Name: MD10-09-XX-03 2700K RA90 36D	Lum. Catalog:	Test ID: 01
Lamp Name:	Lamp Catalog: LED	Test Date: 2019/12/13
Manufacture: Shenzhen Norming Lighting Co., Ltd	Shld.Ang(°):	Test Machine:GON-2000
Test Lab: QUality peatment	Frequency (Hz):	Lamp CCT(K): Ra:
Lum. Size (W*L*H):0.050m*0.050m*0.050m	Lum. Area (m2):0.005	Lum. W(kg): 0.000
Test System: C, γ	Test Step: C=90.0 γ=1.0	Temp. (°C): 25
		Humidity(%): 50.0

Character Parameter

Lamp Speciality Parameter	Luminaire Speciality Parameter	
Rated Flux(lm): 814.330	Luminary Flux(lm): 814.330	Field Angle(10%Imax): 60.8(°)
Rated Power(W):	Luminary Efficiency: 100.00%	Down Lumens&Percent: 797.417lm 97.92%
Rated Voltage(V):	Luminary EER(lm/W): 87.903	Up Lumens&Percent: 16.913lm 2.08%
Tested Power(W): 9.264	Max. Candela(cd): 1746.762	S/MH: C0_a180=0.640 C90_270=0.638
Lamps' Inside: 1	Max Cand@Ang. (°): C=0.0 γ=7.0	CIE Type: Semi-Direct
Tested Electrics (V, A, pf):240.4, 0.041, 0.927	Beam Angle(50%Imax): 37.1(°)	ErP Φ use(90°): 731.293lm
Lamp Size(W*L*H):0.050m*0.050m*0.050m	Left=-16.8°, Right=20.4°	IRF(%): 432.811



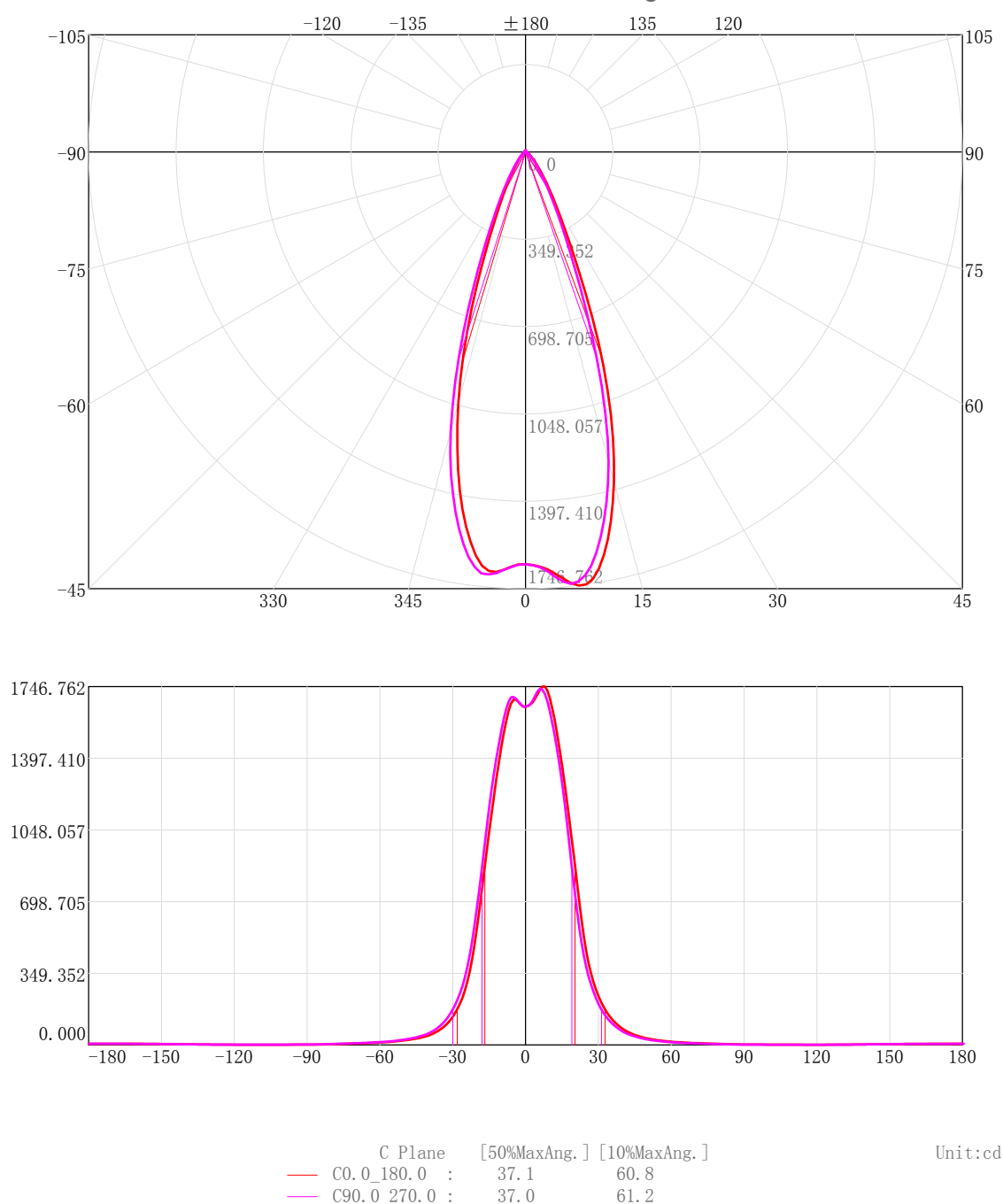
IES Indoor Report

Photometric Filename:MD10-09-XX-03 2700K RA90 36D.IES

2D Plane Light Intensity Distribution Curve

Lum. Name: MD10-09-XX-03 2700K RA90 36D	Lum. Catalog:	Test ID: 01
Lamp Name:	Lamp Catalog: LED	Test Lab: Quality peatment
Manufacture: Shenzhen Norming Lighting Co., Ltd	Test Machine:GON-2000	Test Date: 2019/12/13

C Plane Distribution Diagram



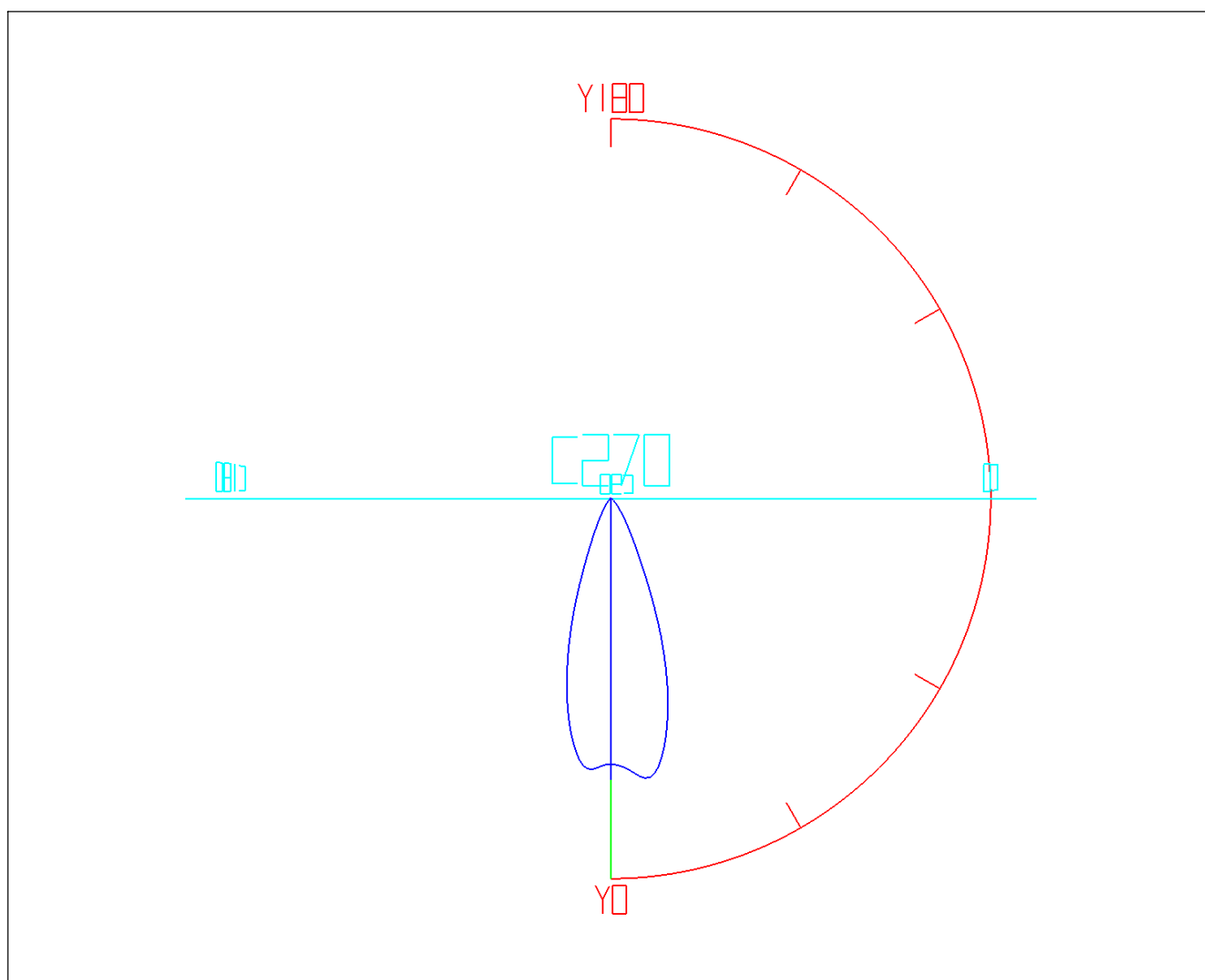
IES Indoor Report

Photometric Filename:MD10-09-XX-03 2700K RA90 36D.IES

3D Light Intensity Distribution Modal

Lum. Name: MD10-09-XX-03 2700K RA90 36D	Lum. Catalog:	Test ID: 01
Lamp Name:	Lamp Catalog: LED	Test Lab: Quality peatment
Manufacture: Shenzhen Norming Lighting Co., Ltd	Test Machine:GON-2000	Test Date: 2019/12/13

3D Light Intensity Distribution Modal



Curves: 3D Model — Fixture — Vert. HUD — Hori. HUD —
View Angles: Orient:0 Tilt:0 Roll:0 Spin:0

Zonal Flux Tabulation

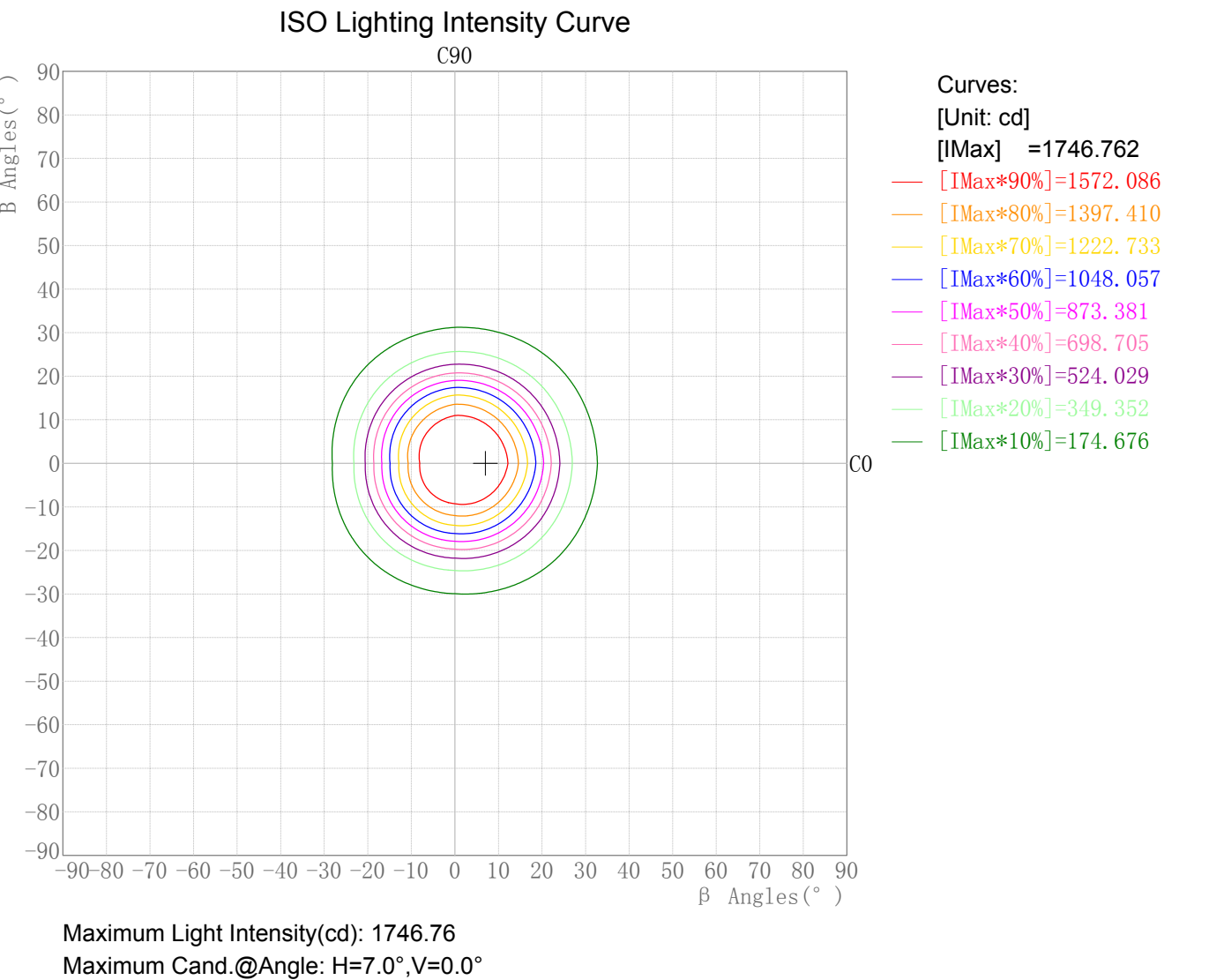
Zone(γ)	Zone Flux (lm)	Sums Flux (lm)	Zone%Lamp	Sums%Lamp	Zone(γ)	Zone Flux (lm)	Sums Flux (lm)	Zone%Lamp	Sums%Lamp
0.0-1.0	1.58	1.58	0.19	0.19	47.0-48.0	2.67	753.42	0.33	92.52
1.0-2.0	4.75	6.33	0.58	0.78	48.0-49.0	2.52	755.93	0.31	92.83
2.0-3.0	7.98	14.31	0.98	1.76	49.0-50.0	2.37	758.31	0.29	93.12
3.0-4.0	11.27	25.57	1.38	3.14	50.0-51.0	2.24	760.54	0.27	93.39
4.0-5.0	14.60	40.18	1.79	4.93	51.0-52.0	2.11	762.65	0.26	93.65
5.0-6.0	17.92	58.10	2.20	7.13	52.0-53.0	1.99	764.64	0.24	93.90
6.0-7.0	21.11	79.21	2.59	9.73	53.0-54.0	1.88	766.52	0.23	94.13
7.0-8.0	24.05	103.26	2.95	12.68	54.0-55.0	1.78	768.30	0.22	94.35
8.0-9.0	26.70	129.95	3.28	15.96	55.0-56.0	1.69	769.99	0.21	94.55
9.0-10.0	28.98	158.93	3.56	19.52	56.0-57.0	1.60	771.59	0.20	94.75
10.0-11.0	30.87	189.81	3.79	23.31	57.0-58.0	1.53	773.12	0.19	94.94
11.0-12.0	32.36	222.17	3.97	27.28	58.0-59.0	1.45	774.57	0.18	95.12
12.0-13.0	33.45	255.62	4.11	31.39	59.0-60.0	1.38	775.96	0.17	95.29
13.0-14.0	34.13	289.75	4.19	35.58	60.0-61.0	1.32	777.28	0.16	95.45
14.0-15.0	34.38	324.13	4.22	39.80	61.0-62.0	1.26	778.54	0.15	95.60
15.0-16.0	34.15	358.28	4.19	44.00	62.0-63.0	1.20	779.74	0.15	95.75
16.0-17.0	33.40	391.68	4.10	48.10	63.0-64.0	1.15	780.89	0.14	95.89
17.0-18.0	32.17	423.86	3.95	52.05	64.0-65.0	1.10	782.00	0.14	96.03
18.0-19.0	30.52	454.38	3.75	55.80	65.0-66.0	1.06	783.05	0.13	96.16
19.0-20.0	28.53	482.90	3.50	59.30	66.0-67.0	1.01	784.06	0.12	96.28
20.0-21.0	26.31	509.22	3.23	62.53	67.0-68.0	0.97	785.03	0.12	96.40
21.0-22.0	23.99	533.21	2.95	65.48	68.0-69.0	0.93	785.96	0.11	96.52
22.0-23.0	21.68	554.89	2.66	68.14	69.0-70.0	0.89	786.85	0.11	96.63
23.0-24.0	19.52	574.41	2.40	70.54	70.0-71.0	0.85	787.70	0.10	96.73
24.0-25.0	17.57	591.98	2.16	72.70	71.0-72.0	0.81	788.51	0.10	96.83
25.0-26.0	15.84	607.82	1.95	74.64	72.0-73.0	0.77	789.28	0.10	96.92
26.0-27.0	14.33	622.15	1.76	76.40	73.0-74.0	0.74	790.02	0.09	97.02
27.0-28.0	13.02	635.17	1.60	78.00	74.0-75.0	0.70	790.73	0.09	97.10
28.0-29.0	11.86	647.03	1.46	79.45	75.0-76.0	0.67	791.39	0.08	97.18
29.0-30.0	10.81	657.84	1.33	80.78	76.0-77.0	0.63	792.03	0.08	97.26
30.0-31.0	9.87	667.71	1.21	81.99	77.0-78.0	0.60	792.63	0.07	97.33
31.0-32.0	9.01	676.72	1.11	83.10	78.0-79.0	0.57	793.19	0.07	97.40
32.0-33.0	8.24	684.96	1.01	84.11	79.0-80.0	0.53	793.73	0.07	97.47
33.0-34.0	7.54	692.50	0.93	85.04	80.0-81.0	0.50	794.22	0.06	97.53
34.0-35.0	6.90	699.40	0.85	85.89	81.0-82.0	0.46	794.69	0.06	97.59
35.0-36.0	6.33	705.73	0.78	86.66	82.0-83.0	0.43	795.12	0.05	97.64
36.0-37.0	5.82	711.54	0.71	87.38	83.0-84.0	0.40	795.52	0.05	97.69
37.0-38.0	5.36	716.90	0.66	88.04	84.0-85.0	0.37	795.89	0.05	97.74
38.0-39.0	4.94	721.85	0.61	88.64	85.0-86.0	0.34	796.23	0.04	97.78
39.0-40.0	4.57	726.42	0.56	89.20	86.0-87.0	0.32	796.55	0.04	97.82
40.0-41.0	4.23	730.65	0.52	89.72	87.0-88.0	0.30	796.85	0.04	97.85
41.0-42.0	3.94	734.59	0.48	90.21	88.0-89.0	0.29	797.14	0.04	97.89
42.0-43.0	3.67	738.26	0.45	90.66	89.0-90.0	0.28	797.42	0.03	97.92
43.0-44.0	3.43	741.69	0.42	91.08	90.0-91.0	0.27	797.69	0.03	97.96
44.0-45.0	3.21	744.90	0.39	91.47	91.0-92.0	0.26	797.95	0.03	97.99
45.0-46.0	3.02	747.91	0.37	91.84	92.0-93.0	0.25	798.20	0.03	98.02
46.0-47.0	2.84	750.75	0.35	92.19	93.0-94.0	0.25	798.45	0.03	98.05

Zonal Flux Tabulation - (Cont.)

Zone(γ)	Zone Flux (lm)	Sums Flux (lm)	Zone%Lamp	Sums%Lamp	Zone(γ)	Zone Flux (lm)	Sums Flux (lm)	Zone%Lamp	Sums%Lamp
94.0-95.0	0.24	798.69	0.03	98.08	141.0-142.0	0.25	807.60	0.03	99.17
95.0-96.0	0.23	798.93	0.03	98.11	142.0-143.0	0.25	807.85	0.03	99.20
96.0-97.0	0.23	799.16	0.03	98.14	143.0-144.0	0.25	808.10	0.03	99.24
97.0-98.0	0.22	799.38	0.03	98.16	144.0-145.0	0.26	808.36	0.03	99.27
98.0-99.0	0.22	799.60	0.03	98.19	145.0-146.0	0.26	808.62	0.03	99.30
99.0-100.0	0.21	799.81	0.03	98.22	146.0-147.0	0.26	808.88	0.03	99.33
100.0-101.0	0.21	800.02	0.03	98.24	147.0-148.0	0.26	809.14	0.03	99.36
101.0-102.0	0.20	800.22	0.02	98.27	148.0-149.0	0.26	809.40	0.03	99.39
102.0-103.0	0.20	800.42	0.02	98.29	149.0-150.0	0.26	809.66	0.03	99.43
103.0-104.0	0.19	800.61	0.02	98.32	150.0-151.0	0.26	809.92	0.03	99.46
104.0-105.0	0.19	800.80	0.02	98.34	151.0-152.0	0.26	810.18	0.03	99.49
105.0-106.0	0.19	800.99	0.02	98.36	152.0-153.0	0.26	810.44	0.03	99.52
106.0-107.0	0.18	801.17	0.02	98.38	153.0-154.0	0.25	810.69	0.03	99.55
107.0-108.0	0.18	801.35	0.02	98.41	154.0-155.0	0.25	810.94	0.03	99.58
108.0-109.0	0.18	801.53	0.02	98.43	155.0-156.0	0.24	811.19	0.03	99.61
109.0-110.0	0.17	801.70	0.02	98.45	156.0-157.0	0.24	811.42	0.03	99.64
110.0-111.0	0.17	801.87	0.02	98.47	157.0-158.0	0.23	811.66	0.03	99.67
111.0-112.0	0.17	802.04	0.02	98.49	158.0-159.0	0.23	811.88	0.03	99.70
112.0-113.0	0.16	802.20	0.02	98.51	159.0-160.0	0.22	812.10	0.03	99.73
113.0-114.0	0.16	802.36	0.02	98.53	160.0-161.0	0.21	812.31	0.03	99.75
114.0-115.0	0.16	802.52	0.02	98.55	161.0-162.0	0.20	812.51	0.02	99.78
115.0-116.0	0.16	802.68	0.02	98.57	162.0-163.0	0.19	812.71	0.02	99.80
116.0-117.0	0.16	802.84	0.02	98.59	163.0-164.0	0.18	812.89	0.02	99.82
117.0-118.0	0.16	803.00	0.02	98.61	164.0-165.0	0.17	813.06	0.02	99.84
118.0-119.0	0.16	803.16	0.02	98.63	165.0-166.0	0.16	813.22	0.02	99.86
119.0-120.0	0.16	803.32	0.02	98.65	166.0-167.0	0.15	813.37	0.02	99.88
120.0-121.0	0.16	803.47	0.02	98.67	167.0-168.0	0.14	813.51	0.02	99.90
121.0-122.0	0.16	803.63	0.02	98.69	168.0-169.0	0.13	813.64	0.02	99.92
122.0-123.0	0.16	803.79	0.02	98.71	169.0-170.0	0.12	813.76	0.01	99.93
123.0-124.0	0.16	803.95	0.02	98.73	170.0-171.0	0.11	813.87	0.01	99.94
124.0-125.0	0.16	804.12	0.02	98.75	171.0-172.0	0.10	813.96	0.01	99.96
125.0-126.0	0.17	804.29	0.02	98.77	172.0-173.0	0.09	814.05	0.01	99.97
126.0-127.0	0.17	804.46	0.02	98.79	173.0-174.0	0.07	814.12	0.01	99.97
127.0-128.0	0.17	804.63	0.02	98.81	174.0-175.0	0.06	814.19	0.01	99.98
128.0-129.0	0.18	804.81	0.02	98.83	175.0-176.0	0.05	814.24	0.01	99.99
129.0-130.0	0.18	804.99	0.02	98.85	176.0-177.0	0.04	814.28	0.00	99.99
130.0-131.0	0.19	805.18	0.02	98.88	177.0-178.0	0.03	814.31	0.00	100.00
131.0-132.0	0.19	805.37	0.02	98.90	178.0-179.0	0.02	814.32	0.00	100.00
132.0-133.0	0.20	805.57	0.02	98.92	179.0-180.0	0.01	814.33	0.00	100.00
133.0-134.0	0.20	805.77	0.02	98.95					
134.0-135.0	0.21	805.98	0.03	98.97					
135.0-136.0	0.21	806.19	0.03	99.00					
136.0-137.0	0.22	806.42	0.03	99.03					
137.0-138.0	0.23	806.64	0.03	99.06					
138.0-139.0	0.23	806.87	0.03	99.08					
139.0-140.0	0.24	807.11	0.03	99.11					
140.0-141.0	0.24	807.35	0.03	99.14					

Rectangle ISO Lighting Intensity Diagram

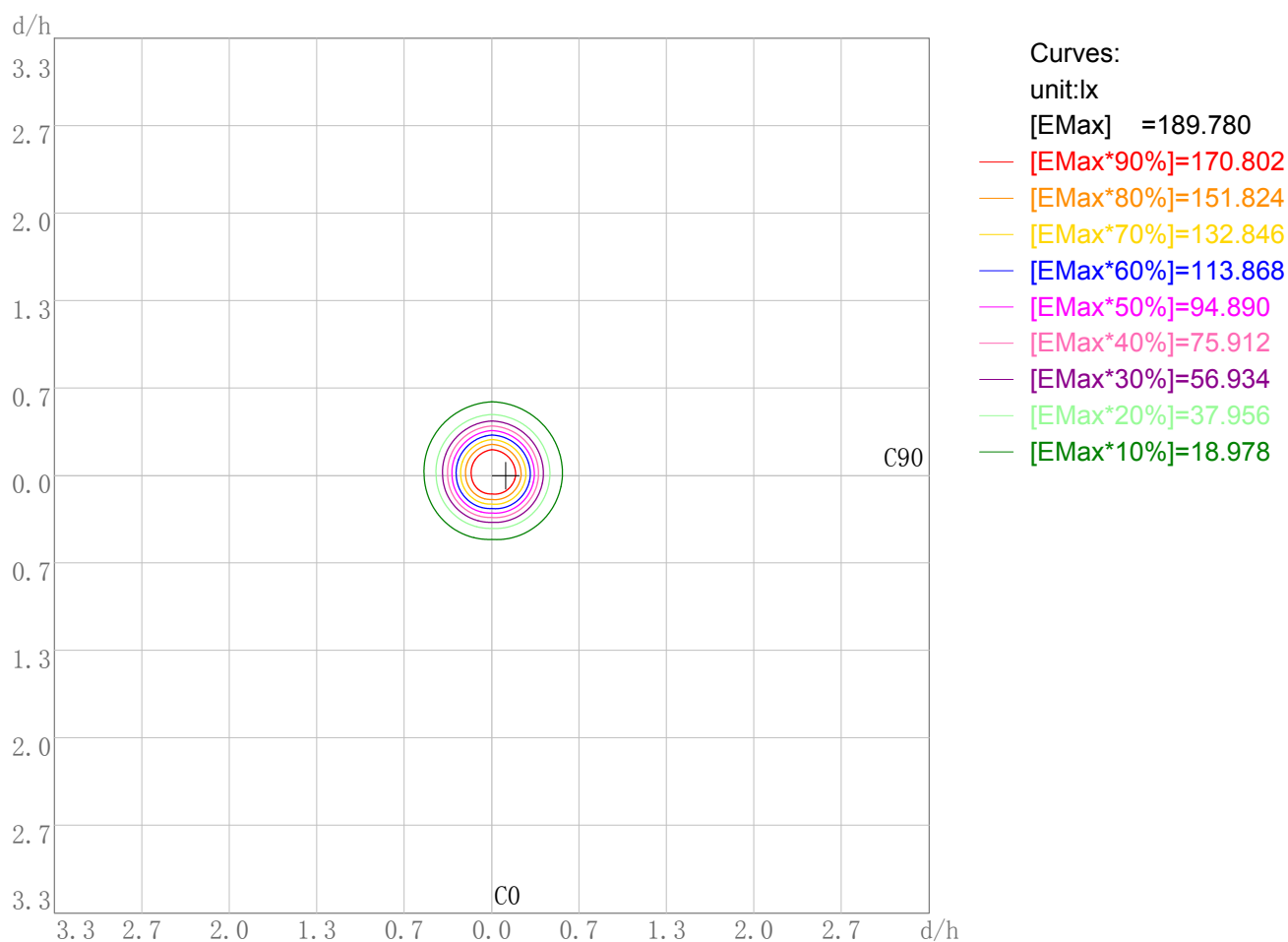
Lum. Name:MD10-09-XX-03 2700K RA90 36D	Lum. Catalog:	Test ID:01
Lamp Name:	Lamp Catalog: LED	Test Lab: Quality peatment
Manufacture: Shenzhen Norming Lighting Co., Ltd	Test Machine:GON-2000	Test Date: 2019/12/13



Plane ISO-Illuminance Diagram

Lum. Name: MD10-09-XX-03 2700K RA90 36D	Lum. Catalog:	Test ID: 01
Lamp Name:	Lamp Catalog: LED	Test Lab: Quality peatment
Manufacture: Shenzhen Norming Lighting Co., Ltd	Test Machine:GON-2000	Test Date: 2019/12/13

Plane ISO-Illuminance Curve



Working Plane Luminaire Mounting Height(m): 3.00

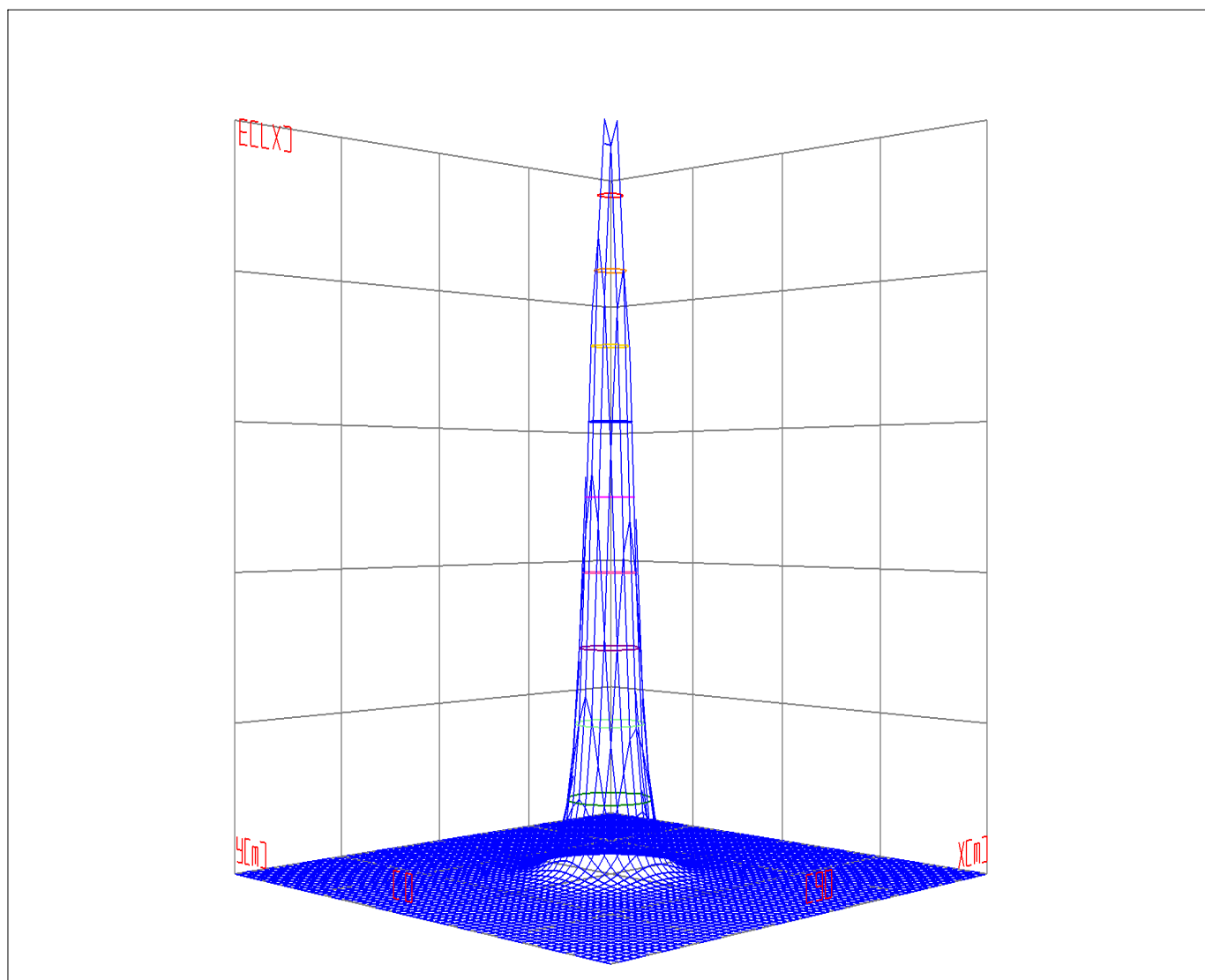
Working Plane Maximum Illuminance(lx): 189.78

Working Plane Maximum Illuminance Position(d/h):H0.1 V0.0

3D Plane ISO Illuminance Diagram

Lum. Name: MD10-09-XX-03 2700K RA90 36D	Lum. Catalog:	Test ID: 01
Lamp Name:	Lamp Catalog: LED	Test Lab: Quality peatment
Manufacture: Shenzhen Norming Lighting Co., Ltd	Test Machine:GON-2000	Test Date: 2019/12/13

3D Plane Illuminance Modal

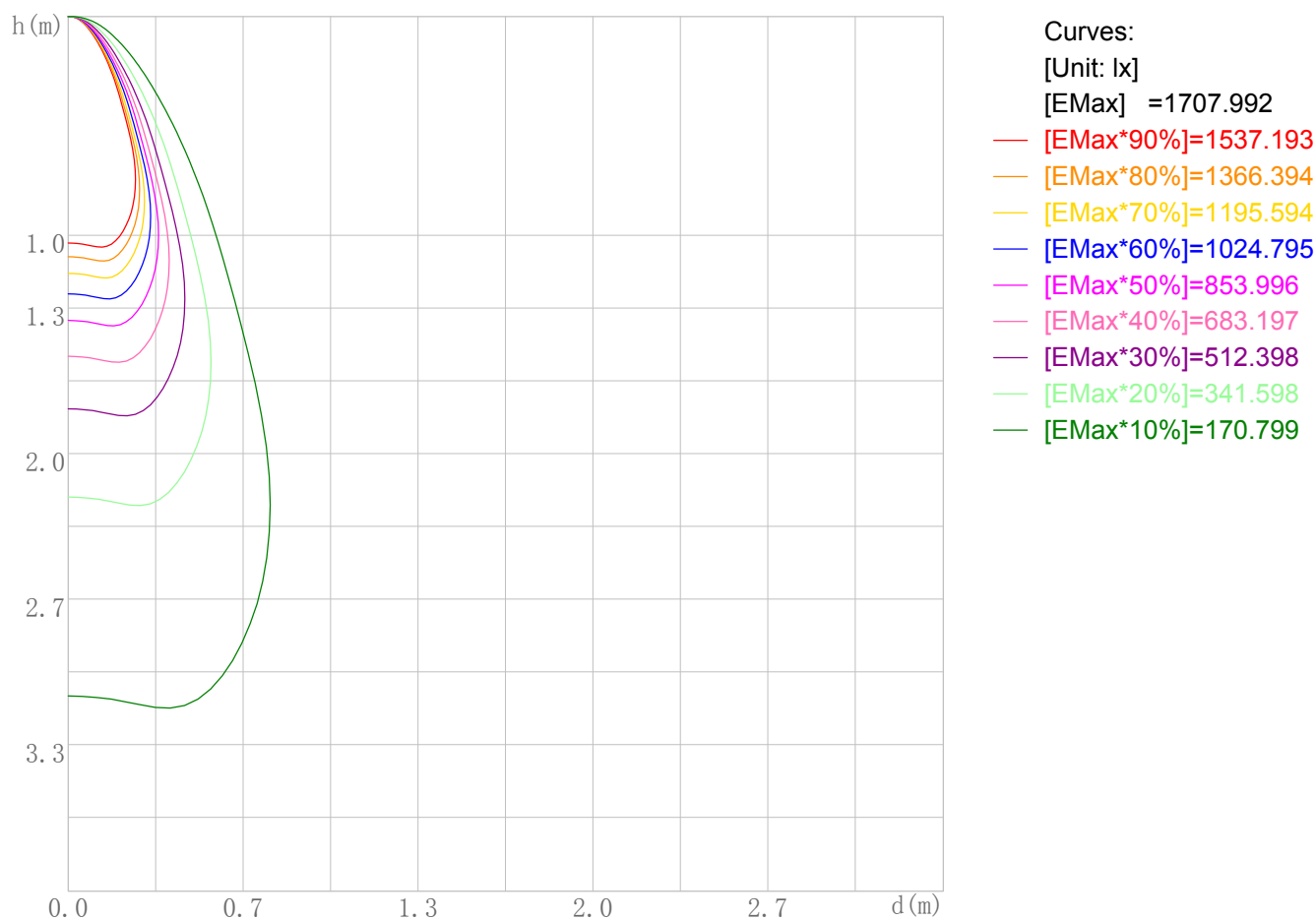


Curves: 3D Model — 90% — 80% — 70% — 60% — 50% — 40% — 30% — 20% — 10% —
 View Angles(deg): 0 Height(m): 3.0 Distance(m): 10.0

Space ISO Illuminance Diagram

Lum. Name: MD10-09-XX-03 2700K RA90 36D	Lum. Catalog:	Test ID: 01
Lamp Name:	Lamp Catalog: LED	Test Lab: Quality peatment
Manufacture: Shenzhen Norming Lighting Co., Ltd	Test Machine:GON-2000	Test Date: 2019/12/13

Space ISO Illuminance Curve



Space Plane Maximum Illuminance and @Angle:1707.99lx,7.0deg

Plane Maximum Lighting Intensity and @Angle:1746.762cd,0deg

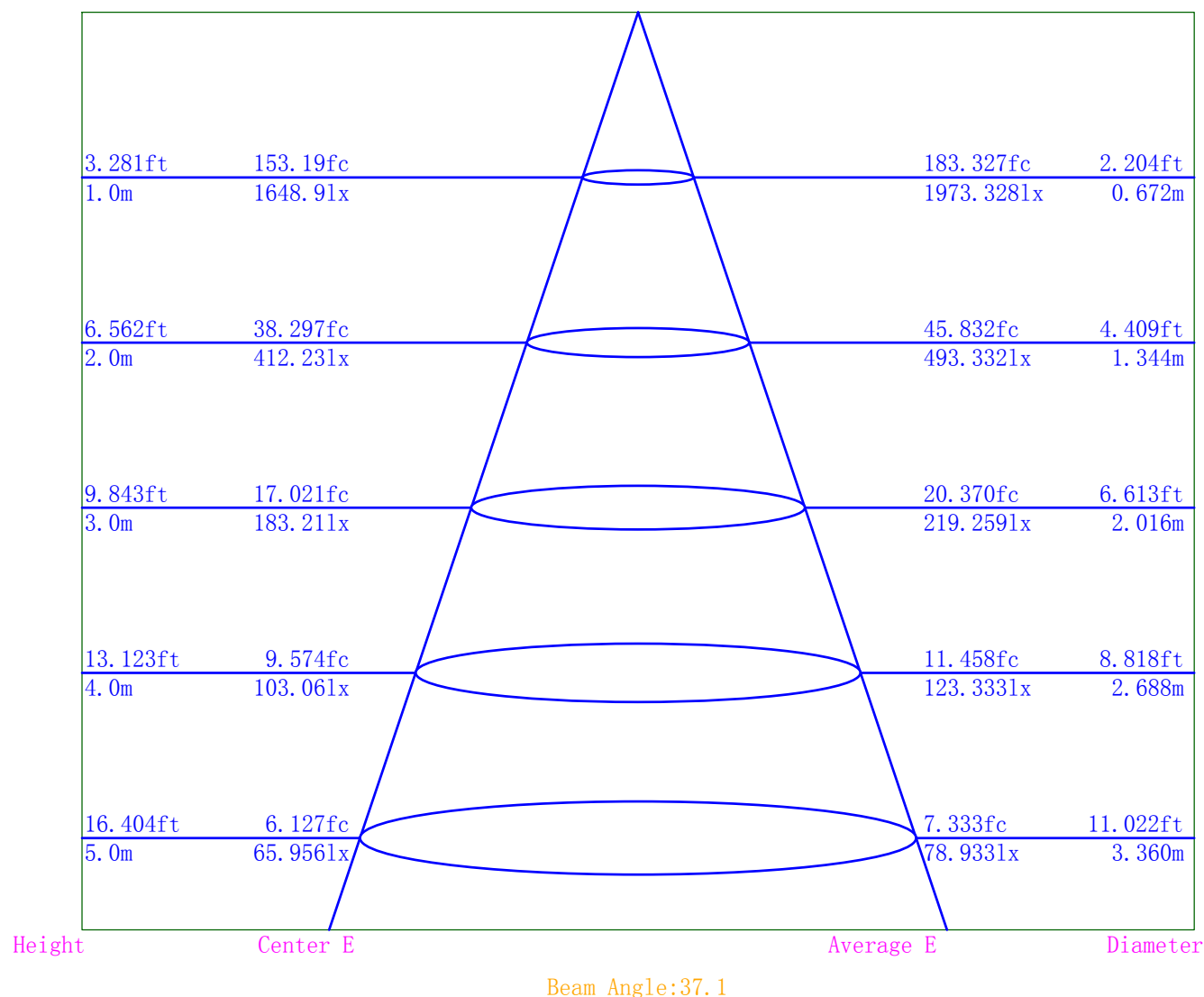
IES Indoor Report

Photometric Filename:MD10-09-XX-03 2700K RA90 36D.IES

Illuminance-Distance Diagram

Lum. Name: MD10-09-XX-03 2700K RA90 36D	Lum. Catalog:	Test ID: 01
Lamp Name:	Lamp Catalog: LED	Test Lab: Quality peatment
Manufacture: Shenzhen Norming Lighting Co., Ltd	Test Machine:GON-2000	Test Date: 2019/12/13

Illuminance-Distance Curve



IES Indoor Report

Photometric Filename:MD10-09-XX-03 2700K RA90 36D.IES

Indoor Luminance Limiting Curves

Lum. Name: MD10-09-XX-03 2700K RA90 36D	Lum. Catalog:	Test ID: 01
Lamp Name:	Lamp Catalog: LED	Test Lab: Quality peatment
Manufacture: Shenzhen Norming Lighting Co., Ltd	Test Machine:GON-2000	Test Date: 2019/12/13

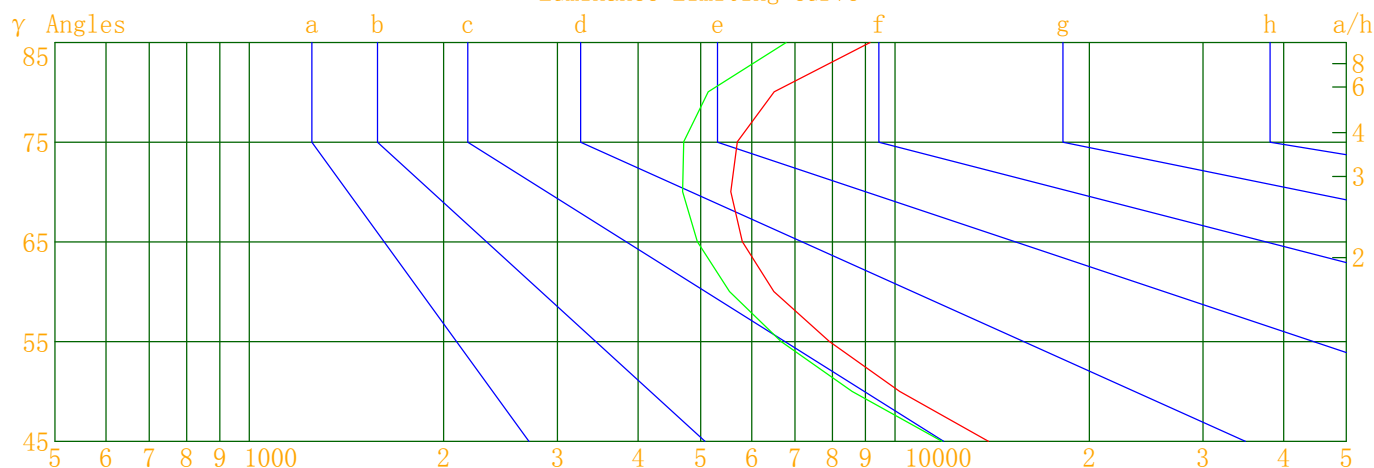
Glare Grade Table

GI	Quality	Using Illuminance							
1.15	A	2000	1000	500	≤ 300				
1.5	B		2000	1000	500	≤ 300			
1.85	C			2000	1000	500	≤ 300		
2.2	D				2000	1000	500	≤ 300	
2.55	E	a				2000	1000	500	≤ 300
			b	c	d	e	f	g	h

Luminance Table

Gama(deg)	45	50	55	60	65	70	75	80	85
C0	13961	10166	7912	6491	5802	5569	5701	6498	9149
C90	11826	8584	6660	5542	4942	4688	4708	5138	6786

Luminance Limiting Curve



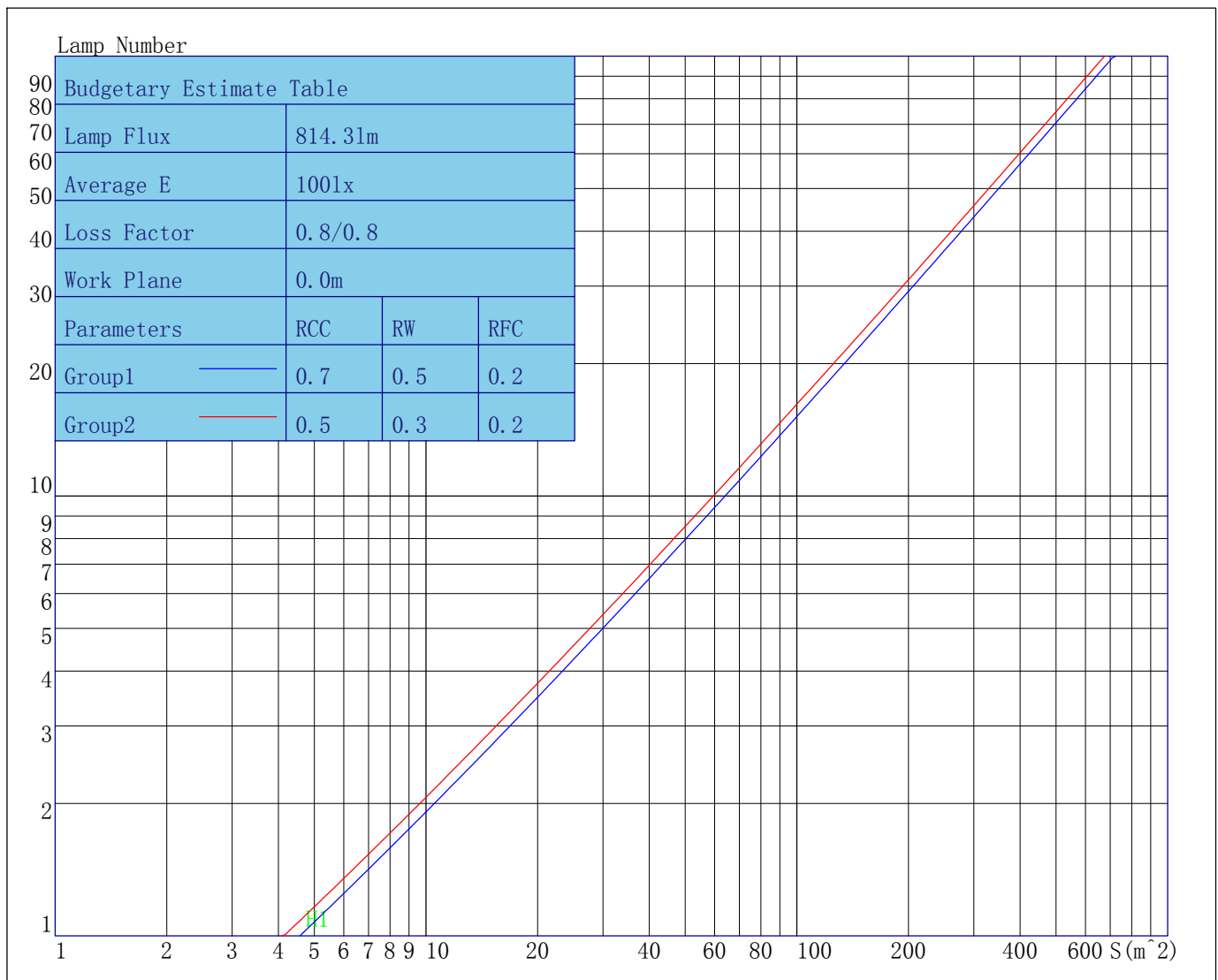
Luminous Size: Length(m)=0.050 Width(m)=0.050 Height(m)=0.050 Area(m²)=0.005000
Luminous Type: Without Luminous Side
Luminous Curves: C0-C180 Color: — C90-C270 Color: —

IES Indoor Report

Photometric Filename:MD10-09-XX-03 2700K RA90 36D.IES

Indoor Budgetary Estimate Table

Lum. Name: MD10-09-XX-03 2700K RA90 36D	Lum. Catalog:	Test ID: 01
Lamp Name:	Lamp Catalog: LED	Test Lab: Quality peatment
Manufacture: Shenzhen Norming Lighting Co., Ltd	Test Machine:GON-2000	Test Date: 2019/12/13



Parameters1: Rhocc = 0.7 Rhow = 0.5 Rhofc = 0.2 LLF = 0.8
Parameters2: Rhocc = 0.5 Rhow = 0.3 Rhofc = 0.2 LLF = 0.8
Average Illuminance(lx): 100 Cavity Height: H1(m) = 2

Indoor Coefficient of Utilization Table

Lum. Name: MD10-09-XX-03 2700K RA90 36D	Lum. Catelog:	Test ID: 01
Lamp Name:	Lamp Catelog: LED	Test Lab: Quality peatment
Manufacture: Shenzhen Norming Lighting Co., Ltd	Test Machine:GON-2000	Test Date: 2019/12/13

Coefficients of Utilization - Zonal Cavity Method																		
Coef.	Effective Floor Cavity Reflectance RFC=0.20																	
RhoCC (%)	80				70				50			30			10			0
RhoW (%)	70	50	30	10	70	50	30	10	50	30	10	50	30	10	50	30	10	0
RCR	Coefficient of Utilization(%)																	
0	119	119	119	119	116	116	116	116	110	110	110	105	105	105	100	100	100	98
1	113	110	108	106	111	108	106	104	104	102	100	100	98	97	96	95	94	92
2	108	103	100	96	106	102	98	95	98	95	93	95	93	91	92	90	88	87
3	103	97	93	89	101	96	92	88	93	89	87	90	87	85	88	85	83	82
4	99	92	87	83	97	91	86	83	88	84	81	86	83	80	84	81	79	78
5	95	87	82	78	93	86	81	78	84	80	77	82	79	76	81	78	75	74
6	91	83	78	74	89	82	77	73	80	76	73	79	75	72	77	74	72	70
7	87	79	74	70	86	78	73	70	77	73	69	76	72	69	74	71	68	67
8	84	76	70	67	83	75	70	67	74	69	66	73	69	66	72	68	65	64
9	81	72	67	64	80	72	67	64	71	66	63	70	66	63	69	65	63	62
10	78	70	64	61	77	69	64	61	68	64	61	67	63	60	67	63	60	59

Unified Glare Rating Table

Lum. Name: MD10-09-XX-03 2700K RA90 36D	Lum. Catelog:	Test ID: 01
Lamp Name:	Lamp Catalog: LED	Test Lab: QQualty peatment
Manufacture: Shenzhen Norming Lighting Co., Ltd	Test Machine:GON-2000	Test Date: 2019/12/13

Unified Glare Rating Table

Ceiling RCC	0.70	0.70	0.50	0.50	0.30	0.70	0.70	0.50	0.50	0.30
Wall RW	0.50	0.30	0.50	0.30	0.30	0.50	0.30	0.50	0.30	0.30
Floor RFC	0.20	0.20	0.20	0.20	0.20	0.20	0.20	0.20	0.20	0.20
Room Size	Vewed crosswise					Vewed endwise				
X=2H Y=2H	15.8	16.8	16.2	17.2	17.5	14.9	15.9	15.3	16.2	16.6
	16.3	17.2	16.7	17.6	18.0	15.3	16.3	15.8	16.6	17.1
	16.6	17.4	17.0	17.8	18.3	15.6	16.5	16.1	16.9	17.3
	16.9	17.7	17.4	18.1	18.6	15.9	16.7	16.4	17.1	17.6
	17.1	17.9	17.6	18.3	18.8	16.1	16.8	16.5	17.2	17.7
	17.4	18.0	17.8	18.5	19.0	16.2	16.9	16.7	17.4	17.8
X=4H Y=2H	15.8	16.7	16.3	17.1	17.5	15.0	15.8	15.4	16.2	16.6
	16.5	17.2	17.0	17.7	18.1	15.6	16.3	16.1	16.8	17.2
	17.0	17.6	17.4	18.0	18.5	16.0	16.7	16.5	17.1	17.6
	17.5	18.0	18.0	18.5	19.0	16.5	17.0	17.0	17.5	18.1
	17.8	18.3	18.3	18.8	19.3	16.7	17.2	17.2	17.7	18.2
	18.1	18.6	18.6	19.1	19.6	17.0	17.4	17.5	17.9	18.5
X=8H Y=4H	17.1	17.6	17.6	18.1	18.6	16.2	16.7	16.7	17.2	17.7
	17.8	18.2	18.3	18.7	19.3	16.8	17.2	17.3	17.7	18.3
	18.2	18.5	18.7	19.1	19.7	17.1	17.5	17.7	18.1	18.6
	18.7	19.0	19.2	19.5	20.2	17.5	17.9	18.1	18.4	19.0
X=12H Y=4H	17.1	17.5	17.6	18.0	18.6	16.2	16.6	16.7	17.1	17.7
	17.8	18.2	18.4	18.7	19.3	16.8	17.2	17.4	17.7	18.3
	18.3	18.6	18.9	19.2	19.8	17.3	17.6	17.8	18.1	18.7
Variations with the objerver position at spacings										
S=1.0H	0.2/−0.2					0.3/−0.3				
S=1.5H	0.4/−0.4					0.5/−0.5				
S=2.0H	0.5/−0.5					0.6/−0.7				
Reduced UGR Table:										
Nordic Standard Table:	BK0					BK0				
Correction Value	2.1					2.0				

o the CIE Pub.117, data has been corrected, refers to the lamp's lumens 8.2flm.

Candela Tabulation

V/H	C0.0	C90.0	C180.0	C270.0
γ 0.0	1648.90	1648.90	1648.90	1648.90
γ 1.0	1651.85	1652.99	1649.61	1650.45
γ 2.0	1659.53	1661.81	1659.27	1661.07
γ 3.0	1671.10	1678.71	1672.96	1673.51
γ 4.0	1690.31	1703.19	1683.61	1688.41
γ 5.0	1711.44	1724.39	1681.96	1695.64
γ 6.0	1733.21	1736.40	1663.48	1694.17
γ 7.0	1746.76	1730.06	1627.11	1671.21
γ 8.0	1746.42	1710.33	1575.61	1636.04
γ 9.0	1727.18	1675.51	1517.99	1587.00
γ 10.0	1691.51	1628.07	1451.78	1530.38
γ 11.0	1641.61	1571.08	1377.47	1466.72
γ 12.0	1583.71	1508.11	1297.48	1396.40
γ 13.0	1515.96	1438.79	1210.44	1323.76
γ 14.0	1442.87	1363.47	1125.44	1244.12
γ 15.0	1366.44	1282.09	1037.50	1155.31
γ 16.0	1283.41	1192.90	945.92	1059.12
γ 17.0	1195.68	1091.68	851.07	960.57
γ 18.0	1103.58	985.50	756.00	861.29
γ 19.0	1008.35	877.17	661.17	763.34
γ 20.0	911.26	772.18	570.89	670.51
γ 21.0	810.39	673.99	488.67	583.69
γ 22.0	711.27	583.68	417.98	505.02
γ 23.0	616.64	503.81	357.74	437.50
γ 24.0	531.20	437.37	307.95	379.18
γ 25.0	458.41	380.98	265.83	329.38
γ 26.0	397.59	333.53	230.94	287.35
γ 27.0	347.19	293.20	201.83	251.86
γ 28.0	305.28	258.65	177.24	221.72
γ 29.0	269.89	228.22	156.10	195.55
γ 30.0	239.49	201.92	137.67	173.07
γ 31.0	212.90	178.94	121.59	153.05
γ 32.0	189.52	158.89	107.94	135.57
γ 33.0	168.90	141.46	95.94	120.38
γ 34.0	150.54	126.21	85.56	107.04
γ 35.0	134.48	112.82	76.57	95.54
γ 36.0	120.41	101.20	68.74	85.43
γ 37.0	108.16	90.84	62.02	76.82
γ 38.0	97.36	81.77	56.07	69.26
γ 39.0	87.75	73.64	50.92	62.68
γ 40.0	79.13	66.50	46.54	56.95
γ 41.0	71.56	60.18	42.73	52.04
γ 42.0	64.91	54.75	39.45	47.72
γ 43.0	59.09	49.95	36.42	43.98
γ 44.0	53.90	45.64	33.80	40.53
γ 45.0	49.36	41.81	31.57	37.58
γ 46.0	45.29	38.34	29.47	34.99

Candela Tabulation - (Cont.)

V/H	C0.0	C90.0	C180.0	C270.0
γ 47.0	41.64	35.31	27.59	32.57
γ 48.0	38.33	32.48	25.85	30.41
γ 49.0	35.36	29.94	24.26	28.36
γ 50.0	32.67	27.59	22.86	26.50
γ 51.0	30.25	25.52	21.29	24.81
γ 52.0	28.11	23.65	19.82	23.19
γ 53.0	26.13	22.01	18.51	21.59
γ 54.0	24.35	20.48	17.35	20.16
γ 55.0	22.69	19.10	16.33	18.91
γ 56.0	21.20	17.86	15.41	17.85
γ 57.0	19.80	16.73	14.60	16.86
γ 58.0	18.50	15.68	13.87	16.00
γ 59.0	17.31	14.71	13.11	15.18
γ 60.0	16.23	13.86	12.43	14.40
γ 61.0	15.26	13.05	11.79	13.67
γ 62.0	14.40	12.33	11.18	12.95
γ 63.0	13.65	11.66	10.61	12.27
γ 64.0	12.93	11.03	10.08	11.68
γ 65.0	12.26	10.44	9.59	11.12
γ 66.0	11.65	9.90	9.12	10.59
γ 67.0	11.06	9.39	8.69	10.09
γ 68.0	10.52	8.91	8.26	9.63
γ 69.0	10.01	8.46	7.84	9.17
γ 70.0	9.52	8.02	7.43	8.74
γ 71.0	9.06	7.59	7.04	8.32
γ 72.0	8.63	7.19	6.68	7.91
γ 73.0	8.19	6.81	6.31	7.52
γ 74.0	7.80	6.44	5.96	7.13
γ 75.0	7.38	6.09	5.61	6.77
γ 76.0	7.01	5.75	5.28	6.41
γ 77.0	6.64	5.41	4.96	6.07
γ 78.0	6.30	5.08	4.64	5.74
γ 79.0	5.95	4.77	4.32	5.38
γ 80.0	5.64	4.46	4.00	5.05
γ 81.0	5.28	4.14	3.63	4.70
γ 82.0	4.97	3.83	3.33	4.34
γ 83.0	4.62	3.48	3.06	4.05
γ 84.0	4.27	3.22	2.81	3.76
γ 85.0	3.99	2.96	2.60	3.49
γ 86.0	3.71	2.72	2.41	3.25
γ 87.0	3.44	2.51	2.30	3.05
γ 88.0	3.21	2.35	2.22	2.93
γ 89.0	3.04	2.26	2.16	2.83
γ 90.0	2.93	2.19	2.10	2.75
γ 91.0	2.85	2.14	2.04	2.67
γ 92.0	2.78	2.07	1.98	2.60
γ 93.0	2.69	2.02	1.92	2.52

IES Indoor Report

Photometric Filename:MD10-09-XX-03 2700K RA90 36D.IES

Candela Tabulation - (Cont.)

V/H	C0.0	C90.0	C180.0	C270.0
γ 94.0	2.63	1.97	1.88	2.45
γ 95.0	2.55	1.94	1.84	2.39
γ 96.0	2.49	1.87	1.80	2.33
γ 97.0	2.43	1.85	1.76	2.28
γ 98.0	2.37	1.80	1.72	2.23
γ 99.0	2.32	1.76	1.68	2.18
γ 100.0	2.27	1.72	1.66	2.14
γ 101.0	2.21	1.70	1.63	2.09
γ 102.0	2.17	1.66	1.60	2.06
γ 103.0	2.13	1.63	1.58	2.02
γ 104.0	2.09	1.60	1.56	1.98
γ 105.0	2.04	1.57	1.55	1.95
γ 106.0	2.00	1.54	1.53	1.92
γ 107.0	1.96	1.51	1.52	1.90
γ 108.0	1.92	1.49	1.51	1.87
γ 109.0	1.88	1.46	1.50	1.86
γ 110.0	1.85	1.44	1.50	1.84
γ 111.0	1.83	1.42	1.51	1.82
γ 112.0	1.79	1.41	1.50	1.82
γ 113.0	1.76	1.40	1.52	1.82
γ 114.0	1.74	1.38	1.52	1.81
γ 115.0	1.72	1.38	1.54	1.82
γ 116.0	1.71	1.38	1.56	1.81
γ 117.0	1.70	1.38	1.58	1.82
γ 118.0	1.68	1.38	1.61	1.83
γ 119.0	1.67	1.40	1.64	1.85
γ 120.0	1.68	1.41	1.68	1.88
γ 121.0	1.67	1.43	1.73	1.90
γ 122.0	1.69	1.46	1.77	1.93
γ 123.0	1.71	1.49	1.84	1.98
γ 124.0	1.73	1.52	1.91	2.03
γ 125.0	1.75	1.56	1.98	2.08
γ 126.0	1.78	1.61	2.07	2.14
γ 127.0	1.82	1.67	2.15	2.21
γ 128.0	1.86	1.73	2.24	2.30
γ 129.0	1.92	1.79	2.35	2.38
γ 130.0	1.99	1.88	2.45	2.48
γ 131.0	2.06	1.97	2.57	2.57
γ 132.0	2.13	2.06	2.69	2.68
γ 133.0	2.21	2.16	2.81	2.79
γ 134.0	2.32	2.27	2.96	2.91
γ 135.0	2.42	2.39	3.08	3.04
γ 136.0	2.53	2.51	3.22	3.16
γ 137.0	2.65	2.64	3.36	3.29
γ 138.0	2.78	2.78	3.50	3.42
γ 139.0	2.91	2.91	3.65	3.56
γ 140.0	3.04	3.06	3.80	3.70

IES Indoor Report

Photometric Filename:MD10-09-XX-03 2700K RA90 36D.IES

Candela Tabulation - (Cont.)

V/H	C0.0	C90.0	C180.0	C270.0
γ 141.0	3.17	3.19	3.94	3.84
γ 142.0	3.31	3.33	4.09	3.96
γ 143.0	3.45	3.48	4.22	4.10
γ 144.0	3.59	3.62	4.36	4.24
γ 145.0	3.73	3.77	4.51	4.36
γ 146.0	3.88	3.90	4.65	4.51
γ 147.0	4.02	4.04	4.78	4.63
γ 148.0	4.16	4.17	4.91	4.77
γ 149.0	4.30	4.31	5.04	4.89
γ 150.0	4.44	4.44	5.16	5.01
γ 151.0	4.59	4.57	5.28	5.13
γ 152.0	4.72	4.70	5.39	5.24
γ 153.0	4.86	4.82	5.49	5.34
γ 154.0	4.98	4.93	5.60	5.44
γ 155.0	5.10	5.04	5.67	5.52
γ 156.0	5.21	5.16	5.76	5.61
γ 157.0	5.30	5.25	5.83	5.67
γ 158.0	5.41	5.34	5.89	5.74
γ 159.0	5.49	5.43	5.94	5.80
γ 160.0	5.58	5.50	5.97	5.84
γ 161.0	5.65	5.57	6.01	5.87
γ 162.0	5.72	5.62	6.02	5.89
γ 163.0	5.77	5.66	6.03	5.91
γ 164.0	5.82	5.70	6.04	5.91
γ 165.0	5.86	5.72	6.04	5.92
γ 166.0	5.88	5.74	6.03	5.91
γ 167.0	5.90	5.76	6.03	5.90
γ 168.0	5.92	5.76	6.03	5.91
γ 169.0	5.93	5.77	6.02	5.90
γ 170.0	5.94	5.78	6.02	5.89
γ 171.0	5.95	5.79	6.02	5.90
γ 172.0	5.97	5.80	6.03	5.92
γ 173.0	6.01	5.82	6.04	5.93
γ 174.0	6.03	5.85	6.06	5.95
γ 175.0	6.04	5.87	6.08	5.96
γ 176.0	6.06	5.91	6.10	5.99
γ 177.0	6.08	5.94	6.11	6.02
γ 178.0	6.10	5.96	6.12	6.04
γ 179.0	6.11	5.98	6.13	6.06
γ 180.0	6.10	6.10	6.10	6.10